



PERIPHERAL NEUROPATHY FORM

ID NUMBER: FORM CODE: P N FDATE: 04/01/2016
Version 1.0

ADMINISTRATIVE INFORMATION

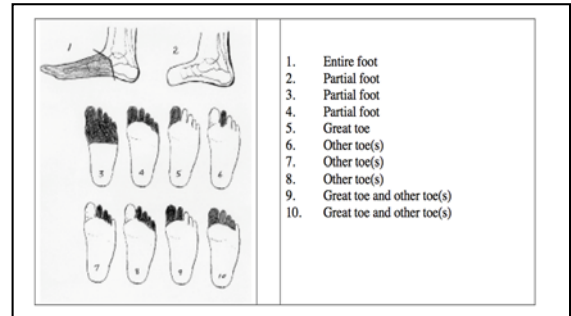
0a. Completion Date: / /
Month Day Year0b. Staff ID:

Instructions: Items 1 and 2 ask about amputation, if on item 1 (right foot) they respond 1 (entire foot), 2 (all toes plus a little foot) or 3 (front half of foot) then you will not complete items 9a-12c. Also on item 1 if they respond 4 (all toes), 5 (great toe), 9 (great and second toe) or 10 (great through fourth toe) then you will not complete item 9a-9c (right foot hallux). If on item 2 (left foot) they respond 1 (entire foot), 2 (all toes plus a little foot) or 3 (front half of foot) then you will not complete items 5a-8c. Also on item 2 if they respond 4 (all toes), 5 (great toe), 9 (great and second toe) or 10 (great through fourth toe) then you will not complete item 8a-8c (left foot hallux).
For items 5a through 12c the response definitions are: A: Participant chose A; B: participant chose B; U: Participant unable to determine; O: callus, scar, necrotic tissue, bandage, or other; T: Technician error

A. Preliminary Questions

1. Amputation on right foot?

- None 0
- Entire foot 1
- All toes plus a little foot 2
- Front half of foot 3
- All toes 4
- Great toe 5
- Second toe 6
- Second, third and fourth toe 7
- Second through little toe 8
- Great and second toe 9
- Great through fourth toe 10

2. Amputation on left foot?

- None 0
- Entire foot 1
- All toes plus a little foot 2
- Front half of foot 3
- All toes 4
- Great toe 5
- Second toe 6
- Second, third and fourth toe 7
- Second through little toe 8
- Great and second toe 9
- Great through fourth toe 10

3. Are there lesions present on either foot?

- None N
- Right Foot R
- Left Foot L
- Both Feet B

4. Does the participant fully understand the instructions for monofilament testing? ..

- Yes Y
- No N → **End of form**

SCRIPT:

"I want to test the sensation or sense of touch on the bottom of your feet. To do this test, I will use this small filament to touch different spots on your foot. It is not sharp and will not break the skin. Let me show you on your hand."

(Technician will show the participant the filament and touch the participant's index finger with the filament so the participant will know what to expect.)

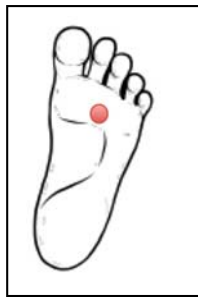
"As I touch the filament to your foot I will be saying 'A, B' and the filament will be touching your foot either as I am saying 'A' or as I am saying 'B.' I want you to tell me whether you felt the pressure when I said 'A' or when I said 'B.' Let me demonstrate on your hand."

(Take the participant's hand).

"Now close your eyes."

(Apply the monofilament to the index finger during interval B, and if the participant does not immediately respond "A" or "B," ask the participant "When did you feel the filament, when I said 'A' or when I said 'B'?" Be sure the participant understands the test before starting. Repeat the explanation and demonstration if necessary.)

B. Monofilament Testing Left Foot - Third Metatarsal Head



5a. Test 1 **A**: results?

A.....A
B.....B
Unknown.....U
Other.....O
Technician Error.....T

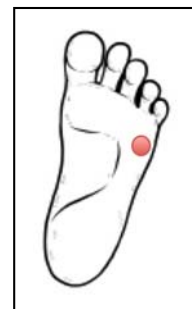
5b. Test 2 **A**: results?

A.....A
B.....B
Unknown.....U
Other.....O
Technician Error.....T

5c. Test 3 **B**: results?

A.....A
B.....B
Unknown.....U
Other.....O
Technician Error.....T

C. Monofilament Testing Left Foot - Fifth Metatarsal Head



6a. Test 1 **A**: results?

A.....A
B.....B
Unknown.....U
Other.....O
Technician Error.....T

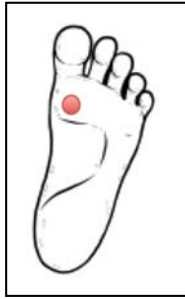
6b. Test 2 **B**: results?

A.....A
B.....B
Unknown.....U
Other.....O
Technician Error.....T

6c. Test 3 **B**: results?

A.....A
B.....B
Unknown.....U
Other.....O
Technician Error.....T

D. Monofilament Testing Left Foot - First Metatarsal Head



7a. Test 1 **B**: results?

A.....A
 B.....B
 UnknownU
 OtherO
 Technician ErrorT

7b. Test 2 **A**: results?

A.....A
 B.....B
 UnknownU
 OtherO
 Technician ErrorT

7c. Test 3 **B**: results?

A.....A
 B.....B
 UnknownU
 OtherO
 Technician ErrorT

E. Monofilament Testing Left Foot - Hallux



8a. Test 1 **B**: results?

A.....A
 B.....B
 UnknownU
 OtherO
 Technician ErrorT

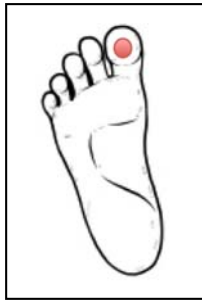
8b. Test 2 **A**: results?

A.....A
 B.....B
 UnknownU
 OtherO
 Technician ErrorT

8c. Test 3 **A**: results?

A.....A
 B.....B
 UnknownU
 OtherO
 Technician ErrorT

F. Monofilament Testing Right Foot - Hallux



9a. Test 1 **A**: results?

- A.....A
- B.....B
- UnknownU
- OtherO
- Technician ErrorT

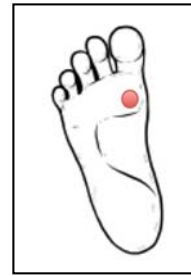
9b. Test 2 **B**: results?

- A.....A
- B.....B
- UnknownU
- OtherO
- Technician ErrorT

9c. Test 3 **A**: results?

- A.....A
- B.....B
- UnknownU
- OtherO
- Technician ErrorT

G. Monofilament Testing Right Foot – First Metatarsal Head



10a. Test 1 **A**: results?

- A.....A
- B.....B
- UnknownU
- OtherO
- Technician ErrorT

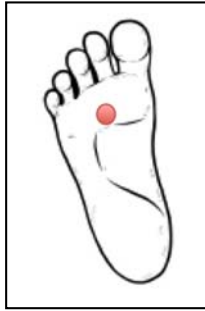
10b. Test 2 **B**: results?

- A.....A
- B.....B
- UnknownU
- OtherO
- Technician ErrorT

10c. Test 3 **B**: results?

- A.....A
- B.....B
- UnknownU
- OtherO
- Technician ErrorT

H. Monofilament Testing Right Foot – Third Metatarsal Head



11a. Test 1 **B**: results?

- A.....A
- B.....B
- UnknownU
- OtherO
- Technician ErrorT

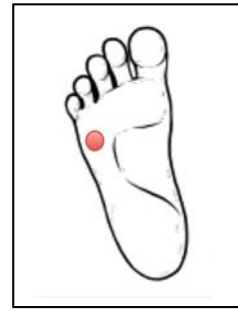
11b. Test 2 **B**: results?

- A.....A
- B.....B
- UnknownU
- OtherO
- Technician ErrorT

11c. Test 3 **B**: results?

- A.....A
- B.....B
- UnknownU
- OtherO
- Technician ErrorT

I. Monofilament Testing Right Foot – Fifth Metatarsal Head



12a. Test 1 **A**: results?

- A.....A
- B.....B
- UnknownU
- OtherO
- Technician ErrorT

12b. Test 2 **B**: results?

- A.....A
- B.....B
- UnknownU
- OtherO
- Technician ErrorT

12c. Test 3 **A**: results?

- A.....A
- B.....B
- UnknownU
- OtherO
- Technician ErrorT

J. Scores

13. Right Foot Sensory Score.....

14. Left Foot Sensory Score.....